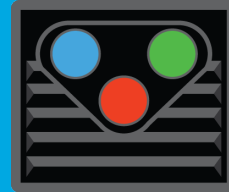


# XPB-16-176x80-DF

## Specifications



### Key Features

- Front Ventilation
- Integrated Light Sensor
- Low Profile Design
- Ease of Installation
- Step Edge Design
- Durability

### Specifications

Physical	Pixel Pitch	16.5mm (.65") centers
	Display Matrix (wxh)	176 x 80
	Active Dimensions (wxh)	9.55' x 4.36' 2,910mm x 1,331mm
	Active Area	41.64 ft <sup>2</sup> / 3.87 m <sup>2</sup>
	Cabinet Dimensions (wxhxd)	9.81' x 4.67' x 5" 2,989mm x 1,424mm x 127mm
	Weight	413.1 lbs / 187.4 kg
	Cabinet Construction	All aluminum construction

Optical	Brightness	9,000 nit
	Contrast Ratio	11,000:1
	Viewing angle - Horizontal	140° (+/- 70°)
	Viewing angle - Vertical	77° (+25°/- 52°)
	Number of colors	281 trillion colors
	Dimming Capability	8 bit (256 levels of brightness)
	Color temperature - Default	6,500K - D65

Electrical	Video Rate	60 frames per second
	Animation Rate	60 frames per second
	Video Processing	24 bit, 100% digital, no compression
	Color Processing	16 bit per color (48 bit total)
	Input Power Range	120/240 volts, 50/60 Hz
	Wattage	3,000 watts
	Refresh rate	49,920hz
	Scan Rate	1:1 (Non-multiplexed)

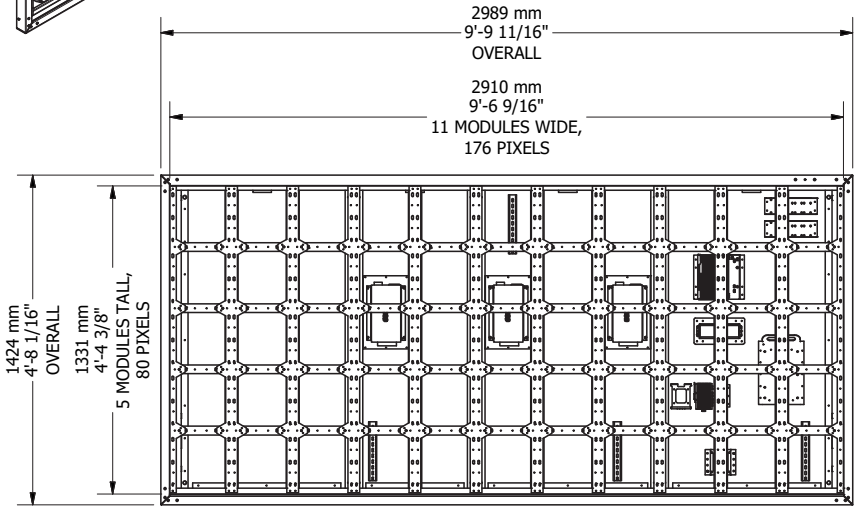
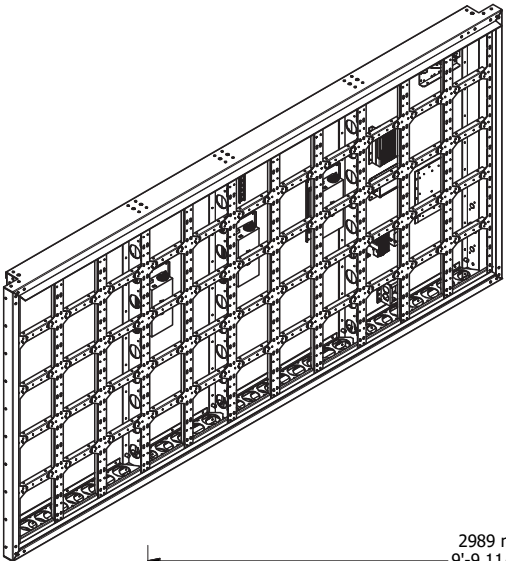
Operational	Working Temperature	-40°C to 55°C / -40°F to 131°F
	Cooling	Quiet running vent fans
	IP Rating	IP65
	LED Lifetime (1/2 brightness)	100,000 hours
	Certification	CE, UL / ULC listed
	Service	Front Service and/or Rear Service



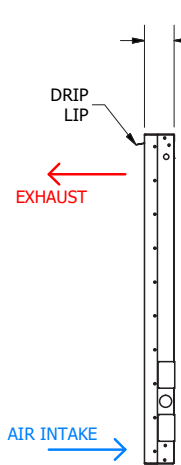
REVISION HISTORY				
DWG ED	REV	DWG EDITION DESCRIPTION	DATE	AUTHOR
1	A	INITIAL DRAWING CREATION	3/30/2018	NAT
2				
3				

**GENERAL NOTES:**

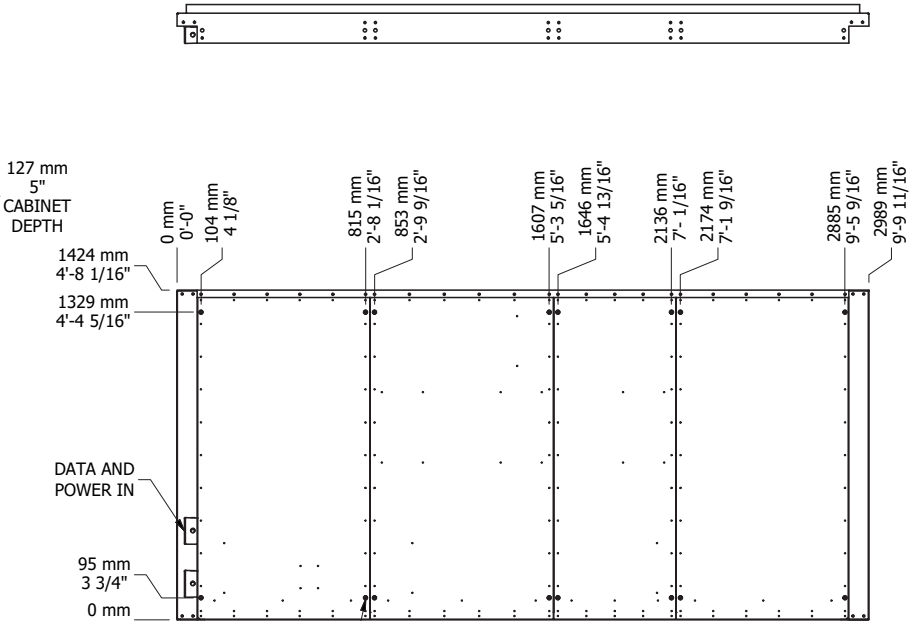
1. ESTIMATED WEIGHT AT LB PER SQUARE FOOT: 413.1 LB [187.4 KG]
2. ESTIMATED LED WATTAGE OF DISPLAY: 1338 WATTS
3. ESTIMATED TOTAL WATTAGE OF DISPLAY: 1500 WATTS
4. PRIMARY POWER TYPE: 120/240V, 50/60Hz
5. FRONT SERVICE
6. DISPLAY SHIPS IN 1 SECTION(S)
7. ALUMINUM CABINET DESIGN WITH BLACK PERIMETER FINISH
8. ACTUAL CONNECTED LOAD DEPENDS ON NIT VALUES, EFFICIENCY OF THE SYSTEM, AND LED SELECTION. THE ELECTRICAL CONTRACTOR MUST VERIFY LOADS AND POWER TYPE WITH THE FACTORY PRIOR TO FABRICATION
9. ALL CORNERS TO BE SHOP WELDED. SILICONE ALL OTHER SEAMS.



**FRONT VIEW**  
SCALE 1 / 21



**SIDE VIEW**



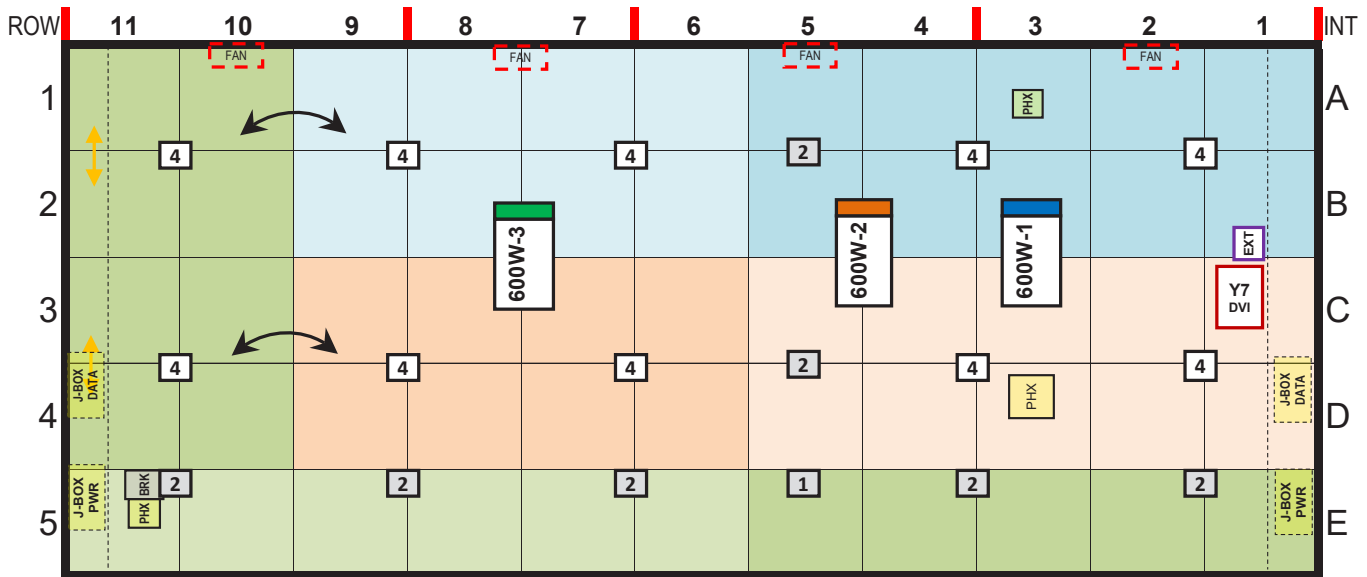
**REAR VIEW**

PROJECT NAME: XPB Better Build 16mm			ITEM NUMBER: MAY-890009	XPB Better Build 16mm 176x80		<p>A Samsung Electronics Company 1651 NORTH 1000 WEST LOGAN, UT 84321 PHONE: 435-774-8800 FAX: 435-774-8801</p>	DRAWING TYPE: Assembly
PROJECT NUMBER:	DISPLAYS: 1	SECTIONS: 1	ITEM REVISION: A				BUILD TYPE: BETTER BUILD
DISPLAY ADDRESS:				FANS: FAN-00022 (QTY-4)			SHEET NUMBER: 1 OF 1

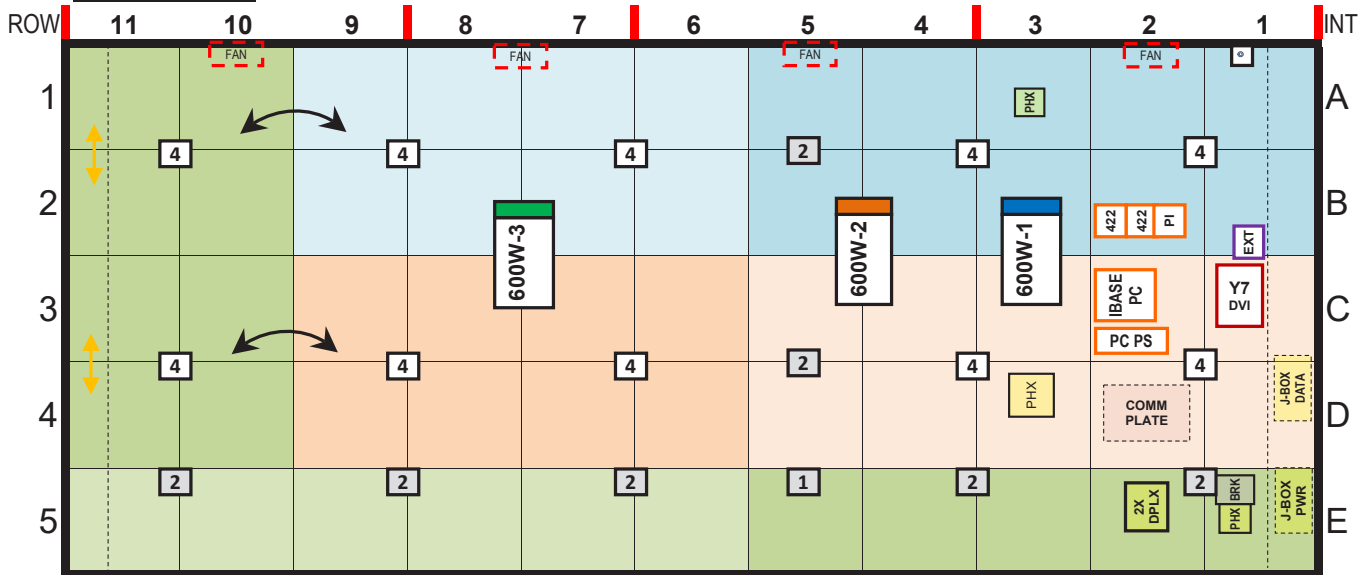
THESE DRAWINGS AND SPECIFICATIONS REMAIN THE PROPERTY OF PRISMVIEW LLC. COPIES OF THE DRAWINGS AND SPECIFICATIONS RETAINED BY THE CLIENT MAY BE UTILIZED ONLY FOR THEIR USE AND FOR THE PROJECT FOR WHICH THEY WERE PREPARED, AND NOT FOR USE ON ANY OTHER PROJECT.

C:\Users\Wong\OneDrive\Documents\2018\Assemblies\Standard\_Builds\XPB\XPB-890009.dwg, 10/19/2017, C:\Users\Wong\OneDrive\Documents\2018\Assemblies\Drawings\XPB-890009.dwg

# XPB DF 176x80 16mm COMPONENT LAYOUT (FRONTVIEW)



## Slave Face



## Master Face

# Drop	#Pieces	Total
1	1	1
2	7	14
4	10	40
	<b>Total</b>	<b>55</b>

POWER SPECIFICATIONS	
LED LOAD@.095W/PIX:	1,338W per Face
TOTAL CONNECTED LOAD:	1,500W per Face
INPUT VOLTAGE:	120V
INPUT CONFIGURATION:	1-20A Circuit Per Face



A Samsung Electronics Company

1651 NORTH 1000 WEST LOGAN UT 84321 (435)-774-8800 PHN (435)-774-8801 FAX

TITLE:	XPB16 - DF 176x80 16mm		
DATE:	6/29/2018	DRW BY:	LKI
REV :		PROJECT:	