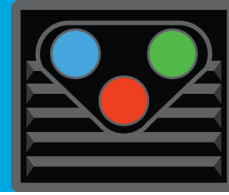


# XPB-16-128x64-SF

## Specifications



### Key Features

- Front Ventilation
- Integrated Light Sensor
- Low Profile Design
- Ease of Installation
- Step Edge Design
- Durability

### Specifications

Physical	Pixel Pitch	16.5mm (.65") centers
	Display Matrix (wxh)	128 x 64
	Active Dimensions (wxh)	6.95' x 3.5' 2,117mm x 1,067mm
	Active Area	24.33ft <sup>2</sup> / 2.26 m <sup>2</sup>
	Cabinet Dimensions (wxhxd)	7.21' x 3.81' x 5" 2,196mm x 1,160mm x 127mm
	Weight	240.4 lbs / 109 kg
	Cabinet Construction	All aluminum construction

Optical	Brightness	9,000 nit
	Contrast Ratio	11,000:1
	Viewing angle - Horizontal	140° (+/- 70°)
	Viewing angle - Vertical	77° (+25°/- 52°)
	Number of colors	281 trillion colors
	Dimming Capability	8 bit (256 levels of brightness)
	Color temperature - Default	6,500K - D65

Electrical	Video Rate	60 frames per second
	Animation Rate	60 frames per second
	Video Processing	24 bit, 100% digital, no compression
	Color Processing	16 bit per color (48 bit total)
	Input Power Range	120/240 volts, 50/60 Hz
	Wattage	930 watts
	Refresh rate	49,920hz
	Scan Rate	1:1 (Non-multiplexed)

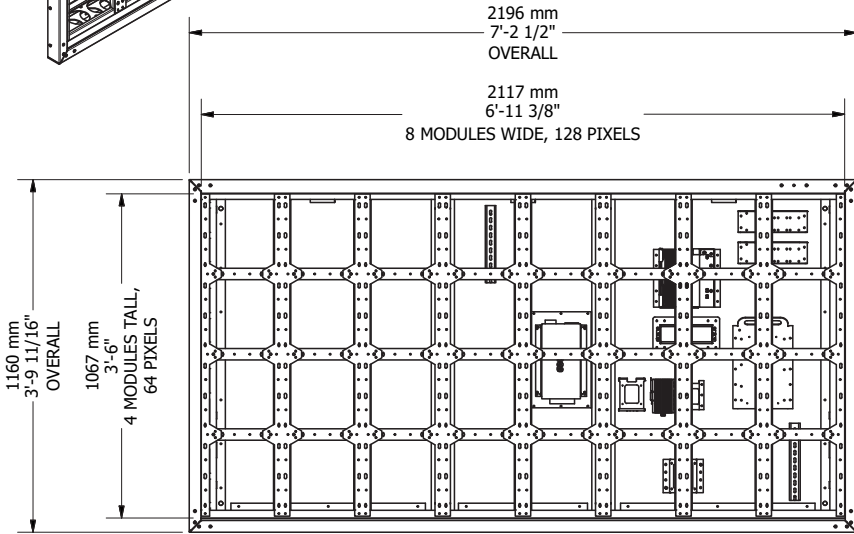
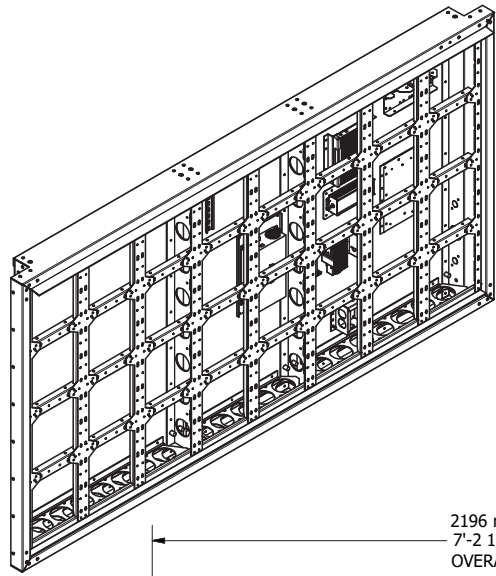
Operational	Working Temperature	-40°C to 55°C / -40°F to 131°F
	Cooling	Quiet running vent fans
	IP Rating	IP65
	LED Lifetime (1/2 brightness)	100,000 hours
	Certification	CE, UL / ULC listed
	Service	Front Service and/or Rear Service



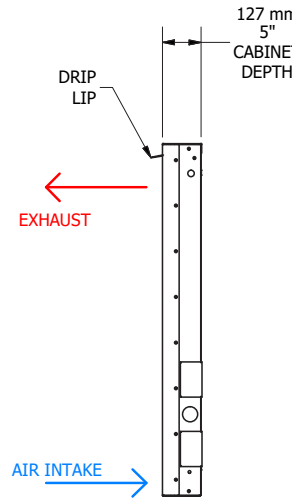
REVISION HISTORY				
DWG ED	REV	DWG EDITION DESCRIPTION	DATE	AUTHOR
1	A	INITIAL DRAWING CREATION	3/30/2018	NAT
2				
3				

**GENERAL NOTES:**

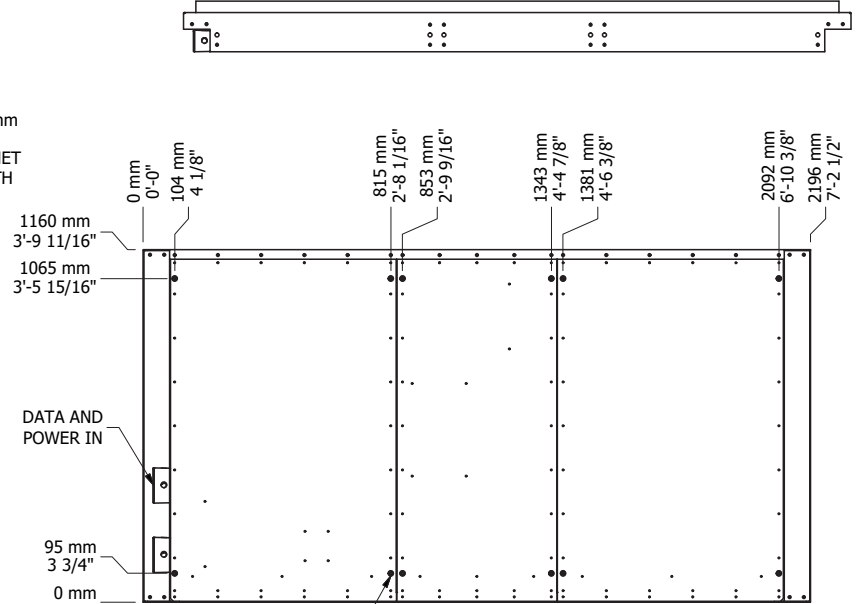
- ESTIMATED WEIGHT AT 10 LB PER SQUARE FOOT: 240.4 LB [109.0 KG]
- ESTIMATED LED WATTAGE OF DISPLAY: 778 WATTS
- ESTIMATED TOTAL WATTAGE OF DISPLAY: 930 WATTS
- PRIMARY POWER TYPE: 120/240V, 50/60Hz
- FRONT SERVICE
- DISPLAY SHIPS IN 1 SECTION(S)
- ALUMINUM CABINET DESIGN WITH BLACK PERIMETER FINISH
- ACTUAL CONNECTED LOAD DEPENDS ON NIT VALUES, EFFICIENCY OF THE SYSTEM, AND LED SELECTION. THE ELECTRICAL CONTRACTOR MUST VERIFY LOADS AND POWER TYPE WITH THE FACTORY PRIOR TO FABRICATION
- ALL CORNERS TO BE SHOP WELDED. SILICONE ALL OTHER SEAMS.



**FRONT VIEW**  
SCALE 1 / 16



**SIDE VIEW**



**REAR VIEW**

PROJECT NAME: XPB Better Build 16mm			ITEM NUMBER: MAY-890008
PROJECT NUMBER:	DISPLAYS: 1	SECTIONS: 1	ITEM REVISION: <b>A</b>
DISPLAY ADDRESS:			

<b>XPB Better Build 16mm 128x64</b>	
BUILD TYPE: BETTER BUILD	UNSPECIFIED TOLERANCES
FANS: FAN-00022 (QTY-3)	DECIMAL: ± 0.010
	FRACTIONAL: ± 1/16
	ANGULAR: ± 2°

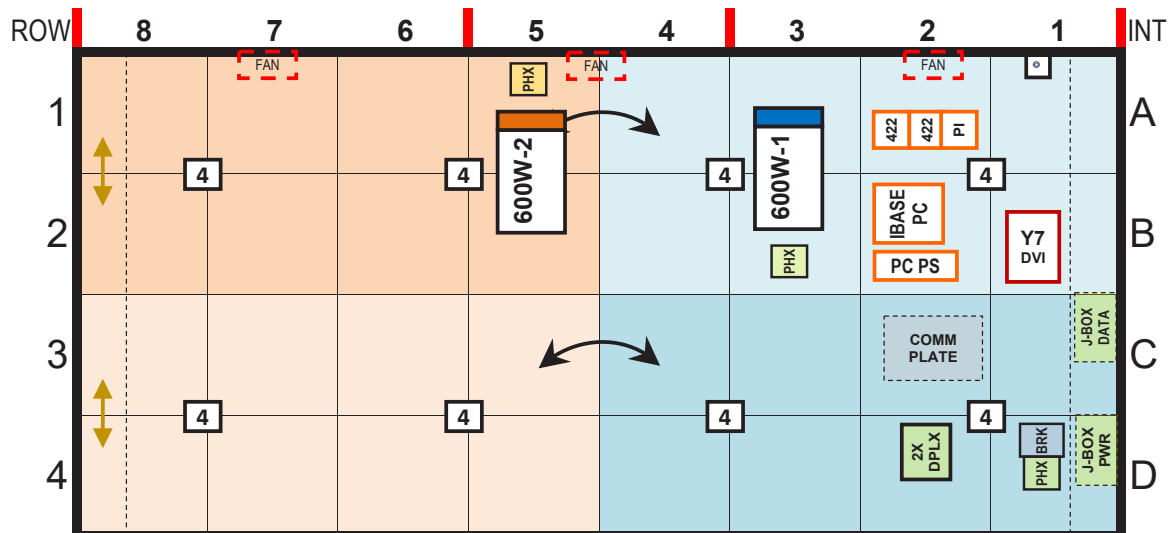
**Prismview**  
A Samsung Electronics Company  
1651 NORTH 1000 WEST  
LOGAN, UT 84321  
PHONE: 435-774-8800 FAX: 435-774-8801

DRAWING TYPE: Assembly
SHEET SIZE: <b>11x17</b>
SHEET NUMBER: 1 OF 1

THESE DRAWINGS AND SPECIFICATIONS REMAIN THE PROPERTY OF PRISMVIEW LLC. COPIES OF THE DRAWINGS AND SPECIFICATIONS RETAINED BY THE CLIENT MAY BE UTILIZED ONLY FOR THEIR USE AND FOR THE PROJECT FOR WHICH THEY WERE PREPARED, AND NOT FOR USE ON ANY OTHER PROJECT.

C:\Users\Nate\OneDrive\Documents\2018 Assemblies\Standard Builds\XPB Better Build 16mm\XPB-890008.dwg, 10/19/2017

# XPB SF 128x64 16mm COMPONENT LAYOUT (FRONTVIEW)



## Master Face

# Drop	#Pieces	Total
1	0	0
2	0	0
4	8	32
	<b>Total</b>	<b>32</b>

POWER SPECIFICATIONS	
LED LOAD@.095W/PIX:	778W per Face
TOTAL CONNECTED LOAD:	930W per Face
INPUT VOLTAGE:	120V
INPUT CONFIGURATION:	1-15A Circuit Per Face



**Prismview**  
A Samsung Electronics Company

1651 NORTH 1000 WEST LOGAN UT 84321 (435)-774-8800 PHN (435)-774-8801 FAX

TITLE:	XPB16 - SF 128x64 16mm		
DATE:	6/29/2018	DRW BY:	LKI
REV :		PROJECT:	